



The Successful Journey Towards Net Zero with Data Analytics

Why Is Achieving Net Zero Important?

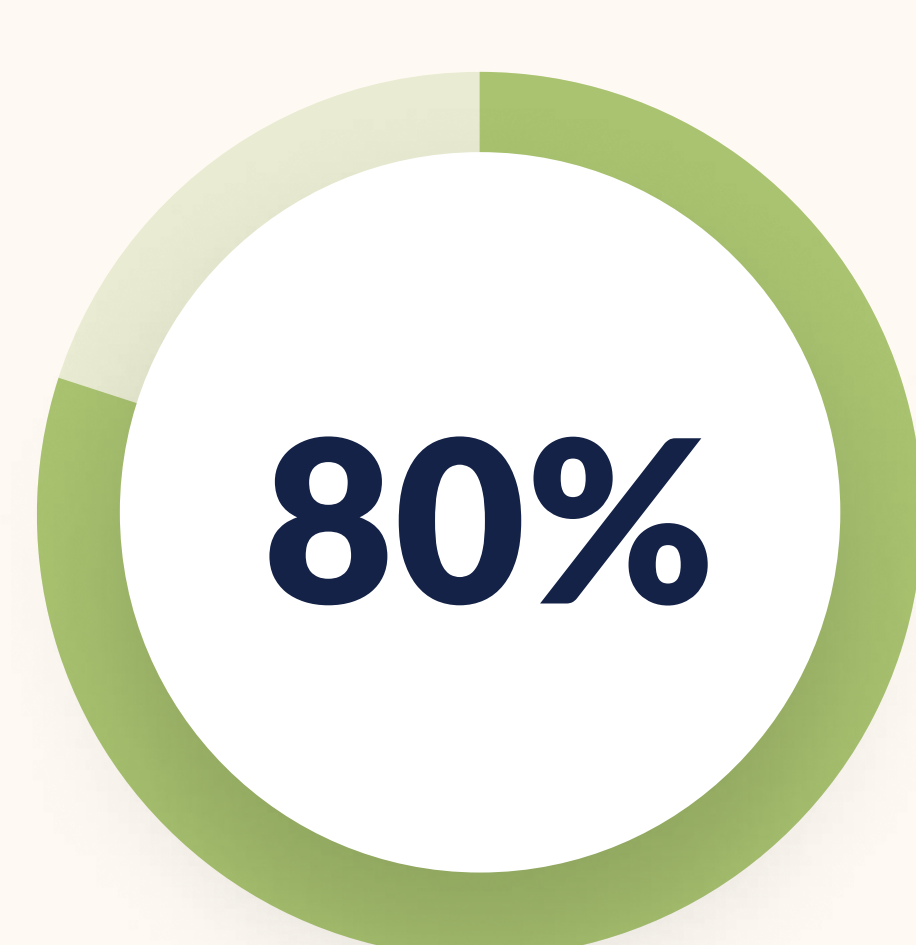
To keep global warming to no more than 1.5°C as decided in the Paris Agreement, worldwide greenhouse gas emissions **need to reduce by 45% (from 2010) by 2030 and reach net zero by 2050.**¹

Environmental, Social, and Governance (ESG) initiatives—including eco-friendly operations, diversity and inclusion commitment, and participating in climate change initiatives—are becoming a business priority.

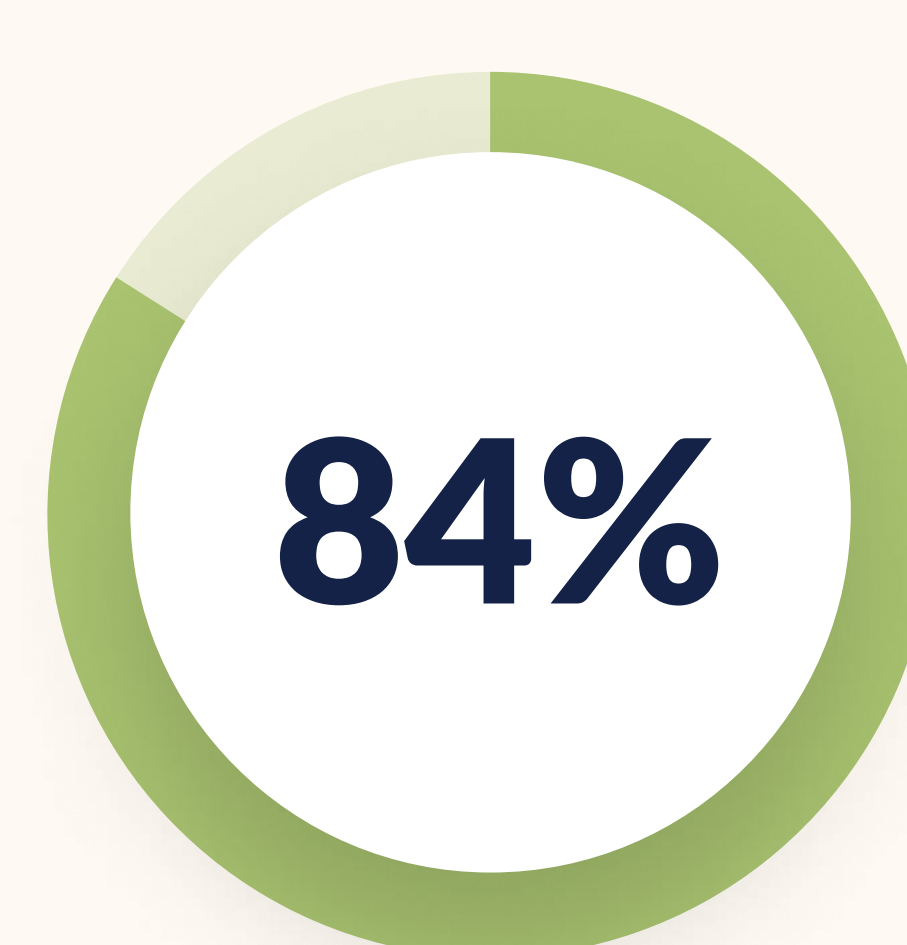
Companies' commitments to ESG are driving consumer purchases and employee engagement.



Consumers and Employees Want Companies to Take Action



of consumers are more likely to buy from brands that support environmental issues.

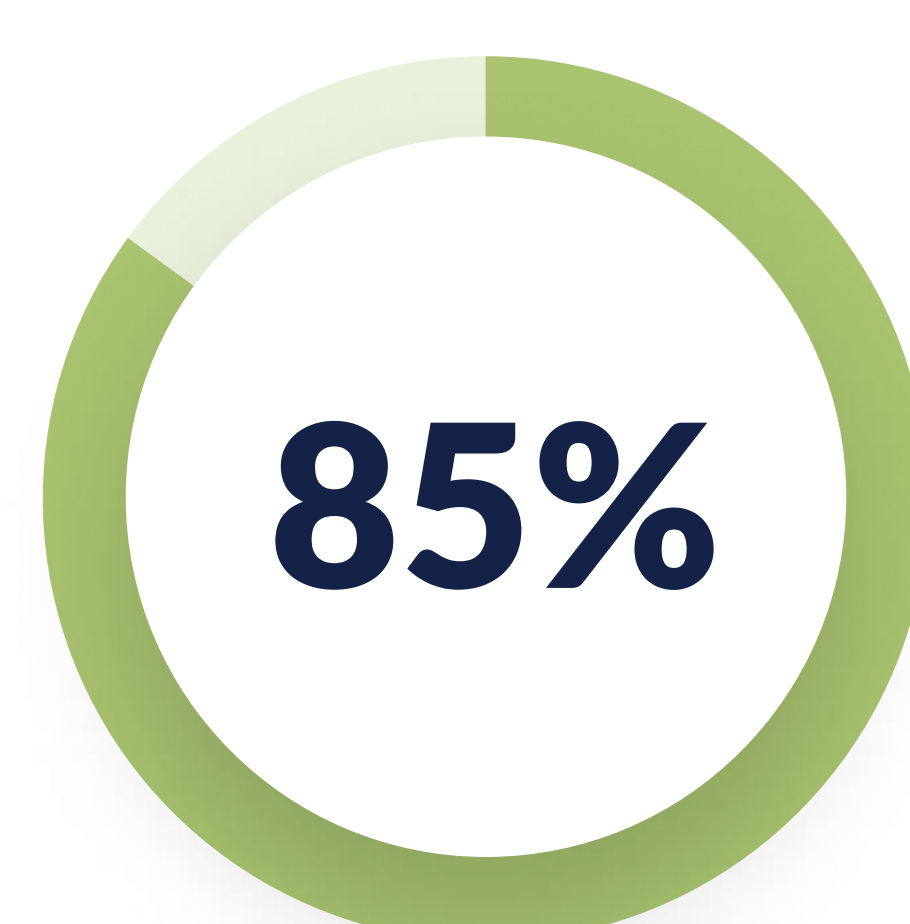


of employees are more likely to work for companies that are committed to protecting the environment.²

The Goals...



of organizations plan to achieve their net zero targets by 2040.



of organizations identify the business value that emissions data and analytics offer.³



And the Reality...

Most companies are not well equipped to capture and utilize emissions data.

On average, only **22%** of companies measure Scope 3 emission levels (indirect source in a company's value chain), which accounts for a significant **65–95%** of a company's carbon footprint.³


Only **43%** of organizations have set short-term targets that help gain momentum and accountability towards their long-term net zero goals.³

Organizations are not taking a data-driven approach to back their net zero goals. For example:

- Only **55%** use emissions data for business decision-making
- Only **45%** use emissions data for required reporting and not business decision-making³

For every C-Suite, the top priority is to meet Net Zero targets by 2050 through the adoption of sustainable operations to enable robust business and economic growth. This can be achieved with a data analytics-driven approach.

Data & Analytics: The Catalyst to Achieve Net Zero Target



Emissions data can help an organization **measure, adapt, and progress.**



Quality data and insights enables organizations to model the carbon impact of their processes and **recognize the key drivers of emissions.**



Data and analytics are critical in ensuring **end-to-end visibility and transparency** and improving existing processes in an organization's supply and value chains.



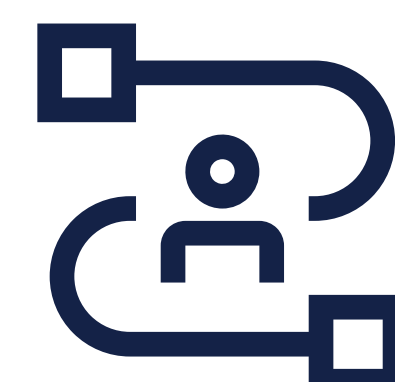
This includes **selecting suppliers, redesigning packaging, and optimizing logistics in alignment with their net zero targets.**



Data models can help organizations to **implement and gauge new energy-saving measures in real time** as well as identify anomalies that lead to increased emissions (e.g., non-renewable energy wastage).



Processes can be automated using cloud-based data management and reporting. This increases transparency and accountability across all layers of an organization.



Logistics decisions should consider emissions data, given the fact that **these emissions account for significant Scope 3 emissions.**



Predictive and prescriptive analytics enables an **understanding of future business outcomes** that offer additional opportunities for emissions reduction.

Partner with LatentView Analytics to develop a data-driven roadmap to achieve Net Zero goals and measure, adapt, and progress with real-time insights.